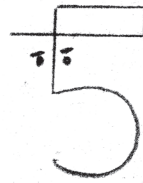
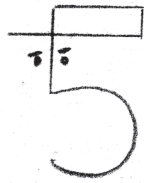
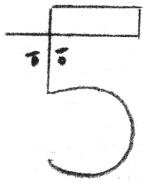


naam _____



Handwriting practice for the letter 'e'. The top row shows a series of 'e's that increase in size from left to right, with a dashed 'e' at the end. The middle row shows 'e' followed by '5e', 'bee', and 'bee'. The bottom row shows 'e' followed by '5e', 'be', and 'be'.

Handwriting practice for the letter 'o'. The top row shows 'o' followed by '5o', 'bo', and 'bo'. The middle row shows 'o' followed by '5o', 'bo', and 'bo'. The bottom row shows a dashed 'o' with a starting dot and arrow, and a series of 'o's that decrease in size from left to right.

